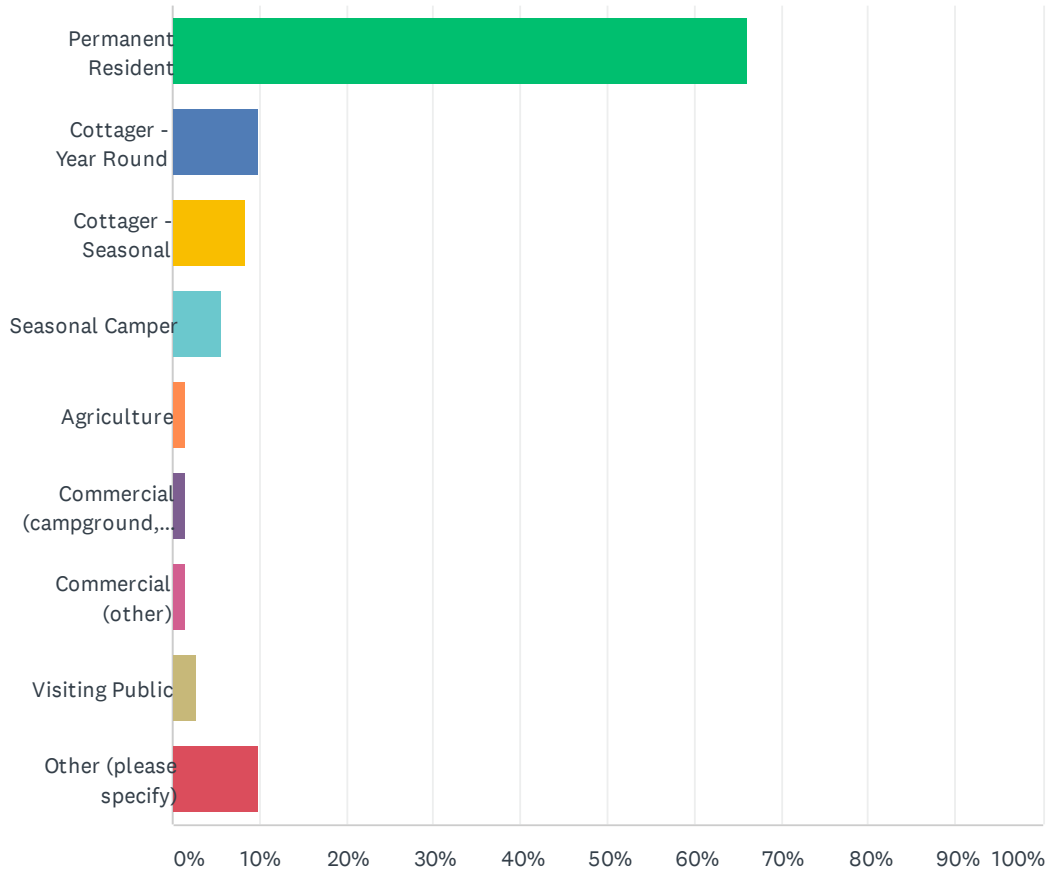


Q1 What is your connection to West Lake?

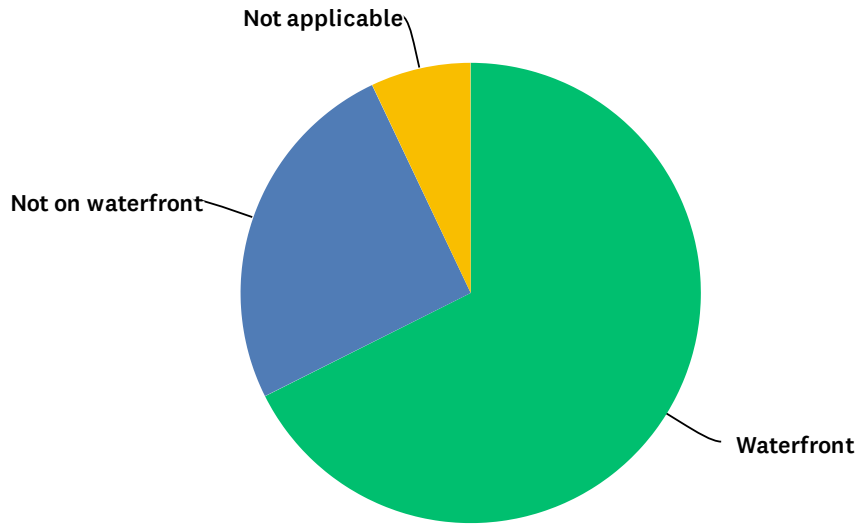
Answered: 71 Skipped: 0



ANSWER CHOICES	RESPONSES	
Permanent Resident	66.20%	47
Cottager - Year Round	9.86%	7
Cottager - Seasonal	8.45%	6
Seasonal Camper	5.63%	4
Agriculture	1.41%	1
Commercial (campground, resort)	1.41%	1
Commercial (other)	1.41%	1
Visiting Public	2.82%	2
Other (please specify)	9.86%	7
Total Respondents: 71		

Q2 If you own, lease, or rent property on West Lake, where is your property generally located?

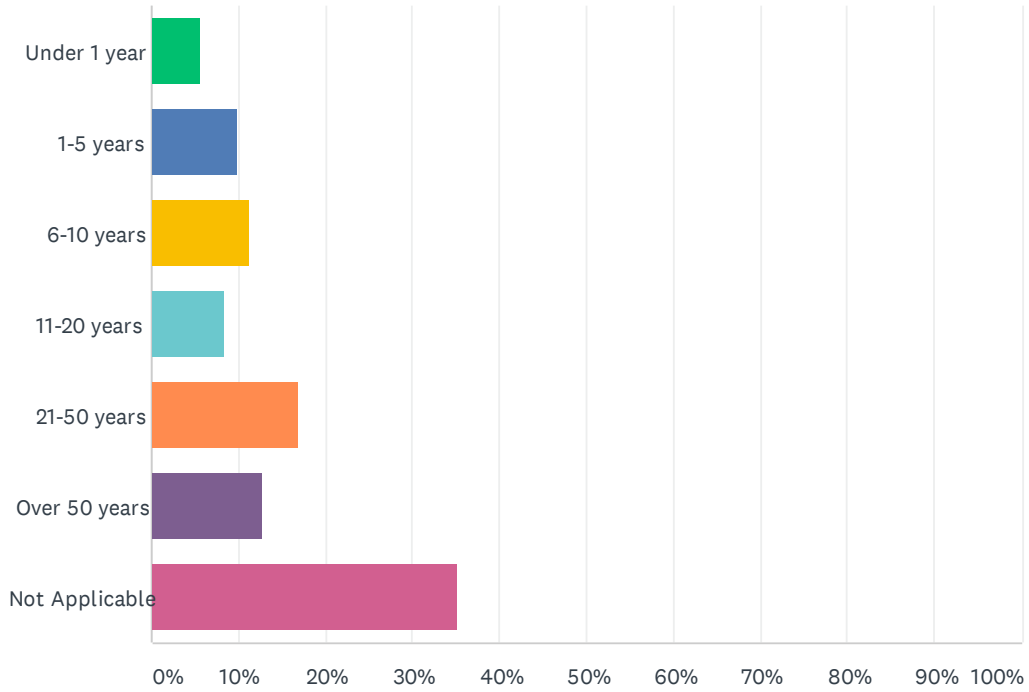
Answered: 71 Skipped: 0



ANSWER CHOICES	RESPONSES	
Waterfront	67.61%	48
Not on waterfront	25.35%	18
Not applicable	7.04%	5
TOTAL		71

Q3 How long have you or your family worked on West Lake?

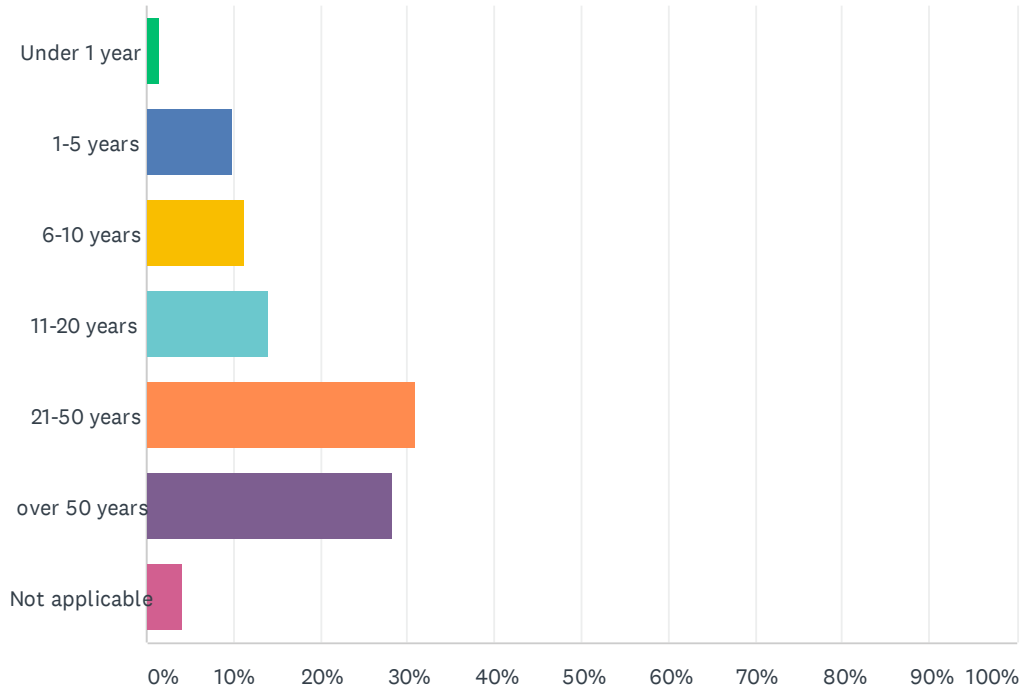
Answered: 71 Skipped: 0



ANSWER CHOICES	RESPONSES	
Under 1 year	5.63%	4
1-5 years	9.86%	7
6-10 years	11.27%	8
11-20 years	8.45%	6
21-50 years	16.90%	12
Over 50 years	12.68%	9
Not Applicable	35.21%	25
TOTAL		71

Q4 How long have you or your family recreated on West Lake?

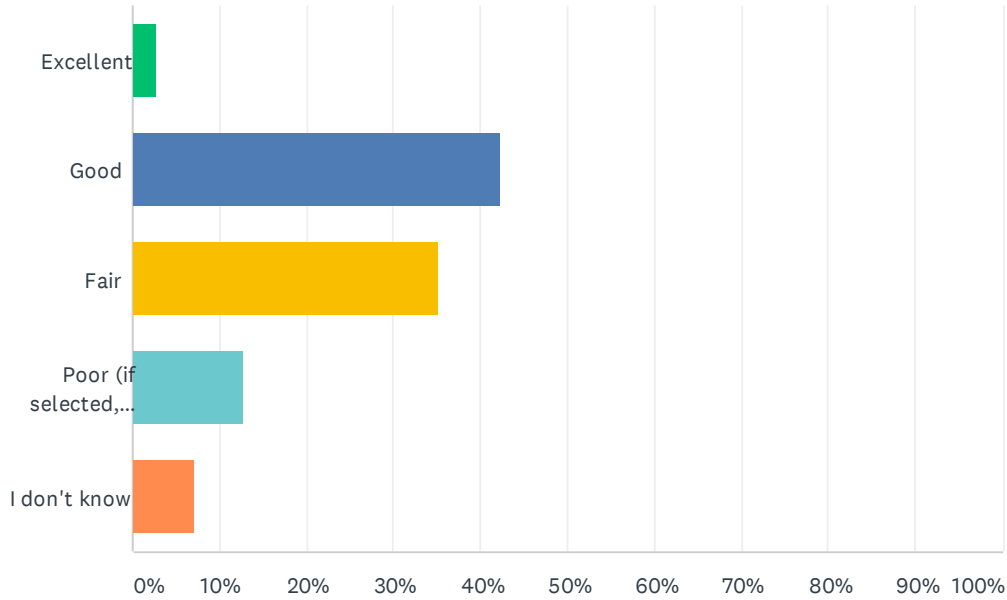
Answered: 71 Skipped: 0



ANSWER CHOICES	RESPONSES
Under 1 year	1.41% 1
1-5 years	9.86% 7
6-10 years	11.27% 8
11-20 years	14.08% 10
21-50 years	30.99% 22
over 50 years	28.17% 20
Not applicable	4.23% 3
TOTAL	71

Q5 In your opinion, how is the health of West Lake? Consider your thoughts on water quality, wildlife and fish populations, and the surrounding lands including forests and wetlands.

Answered: 71 Skipped: 0



ANSWER CHOICES	RESPONSES	
Excellent	2.82%	2
Good	42.25%	30
Fair	35.21%	25
Poor (if selected, please explain why in the comment field below)	12.68%	9
I don't know	7.04%	5
TOTAL		71

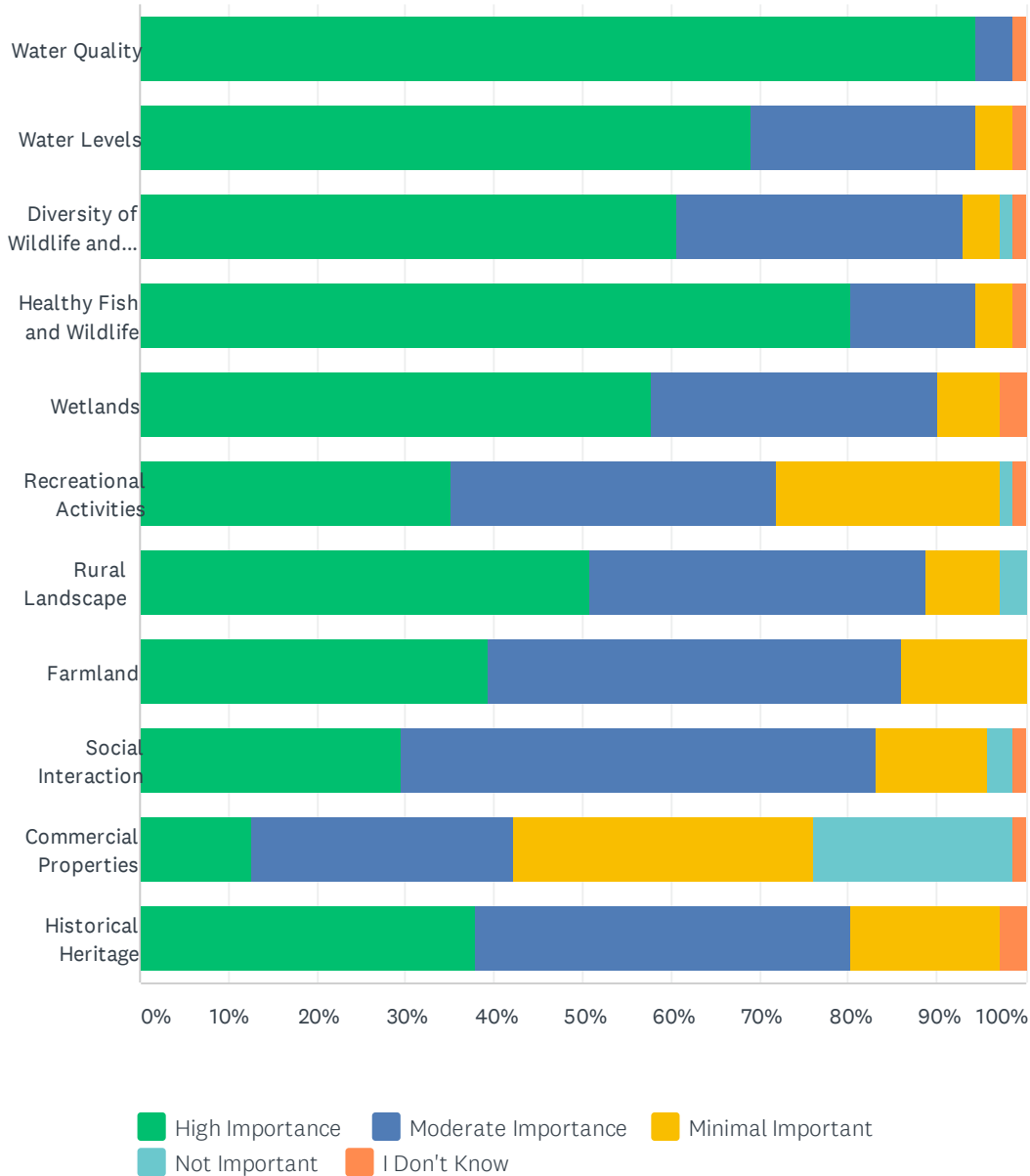
Q6 Special places can be a specific or general location along West Lake or in its wetlands. These places have relevance to your quality of life and can provide a 'sense of place' and build strong connections to your surroundings. This information will help us to identify special places and landscapes that need to be considered. List the social, natural, physical or historical sites on West Lake that contribute to your quality of life. Please indicate what the site is, its location, and why it contributes to your quality of life. * For Example- Special Place #1: Wetlands, NE corner of lake- Love to see turtles and birds

Answered: 67 Skipped: 4

ANSWER CHOICES	RESPONSES	
Special Place #1	100.00%	67
Special Place #10	2.99%	2
Special Place #2	85.07%	57
Special Place #3	65.67%	44
Special Place #4	44.78%	30
Special Place #5	23.88%	16
Special Place #6	16.42%	11
Special Place #7	8.96%	6
Special Place #8	5.97%	4
Special Place #9	4.48%	3

Q7 Community Values Values are the natural, social, physical, and economic things that you value the most. These are the reasons why you live, work, and play on West Lake. This information will help us to understand what is important to the community. What's important to you?

Answered: 71 Skipped: 0



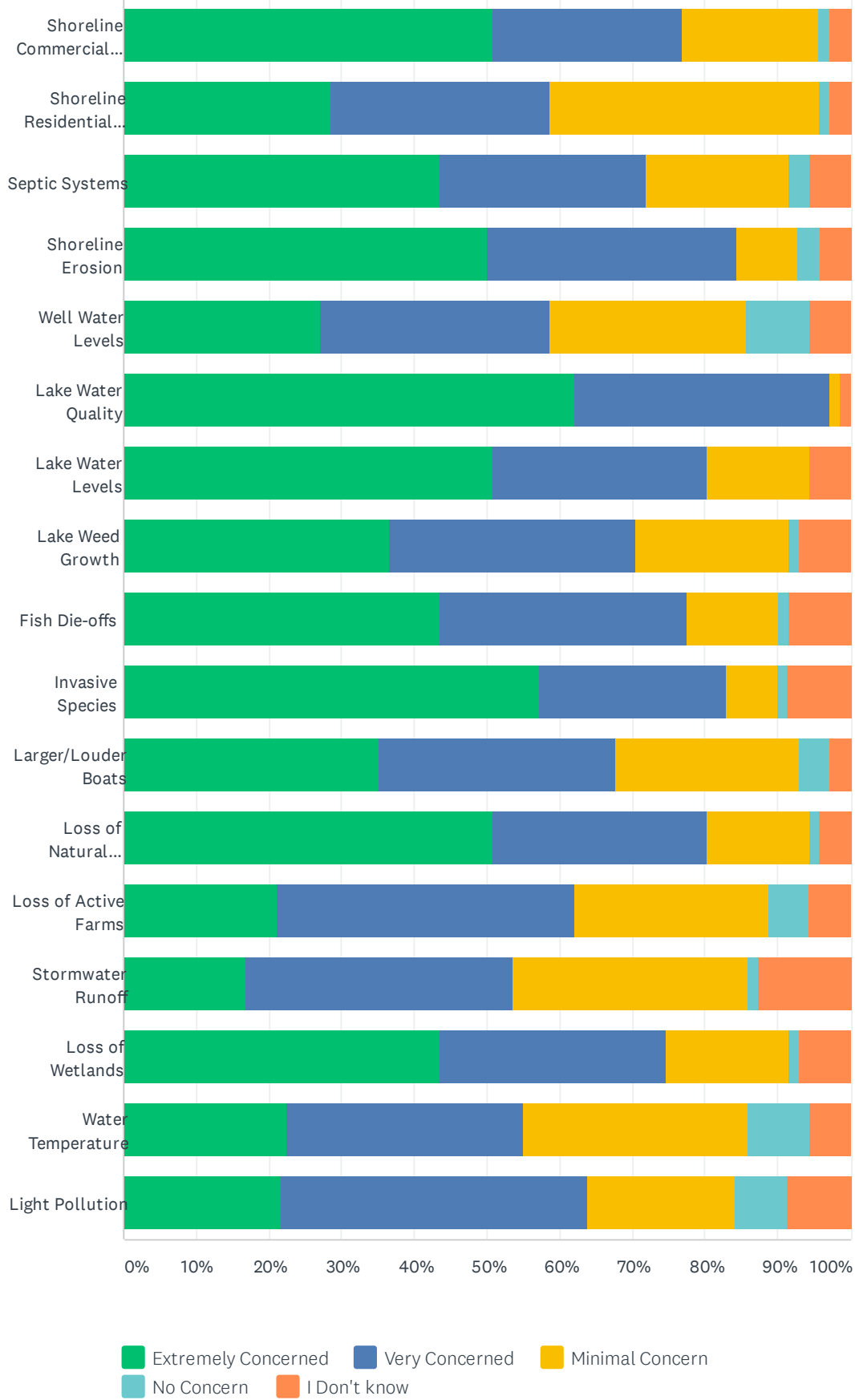
West Lake Community Association (WLCA) Lake Survey

	HIGH IMPORTANCE	MODERATE IMPORTANCE	MINIMAL IMPORTANT	NOT IMPORTANT	I DON'T KNOW	TOTAL	WEIGHTED AVERAGE
Water Quality	94.37% 67	4.23% 3	0.00% 0	0.00% 0	1.41% 1	71	4.90
Water Levels	69.01% 49	25.35% 18	4.23% 3	0.00% 0	1.41% 1	71	4.61
Diversity of Wildlife and Landforms	60.56% 43	32.39% 23	4.23% 3	1.41% 1	1.41% 1	71	4.49
Healthy Fish and Wildlife	80.28% 57	14.08% 10	4.23% 3	0.00% 0	1.41% 1	71	4.72
Wetlands	57.75% 41	32.39% 23	7.04% 5	0.00% 0	2.82% 2	71	4.42
Recreational Activities	35.21% 25	36.62% 26	25.35% 18	1.41% 1	1.41% 1	71	4.03
Rural Landscape	50.70% 36	38.03% 27	8.45% 6	2.82% 2	0.00% 0	71	4.37
Farmland	39.44% 28	46.48% 33	14.08% 10	0.00% 0	0.00% 0	71	4.25
Social Interaction	29.58% 21	53.52% 38	12.68% 9	2.82% 2	1.41% 1	71	4.07
Commercial Properties	12.68% 9	29.58% 21	33.80% 24	22.54% 16	1.41% 1	71	3.30
Historical Heritage	38.03% 27	42.25% 30	16.90% 12	0.00% 0	2.82% 2	71	4.13

Q8 Concerns or issues are those things that may impact our quality of life on West Lake and its wetlands. This information will help us to collect background information on the things that may impact the natural, social, physical, and economic environment. Please identify the level of importance that the following concerns are to you.

Answered: 71 Skipped: 0

West Lake Community Association (WLCA) Lake Survey



West Lake Community Association (WLCA) Lake Survey

	EXTREMELY CONCERNED	VERY CONCERNED	MINIMAL CONCERN	NO CONCERN	I DON'T KNOW	TOTAL	WEIGHTED AVERAGE
Shoreline Commercial Development	50.72% 35	26.09% 18	18.84% 13	1.45% 1	2.90% 2	69	1.80
Shoreline Residential Development	28.57% 20	30.00% 21	37.14% 26	1.43% 1	2.86% 2	70	2.20
Septic Systems	43.66% 31	28.17% 20	19.72% 14	2.82% 2	5.63% 4	71	1.99
Shoreline Erosion	50.00% 35	34.29% 24	8.57% 6	2.86% 2	4.29% 3	70	1.77
Well Water Levels	27.14% 19	31.43% 22	27.14% 19	8.57% 6	5.71% 4	70	2.34
Lake Water Quality	61.97% 44	35.21% 25	1.41% 1	0.00% 0	1.41% 1	71	1.44
Lake Water Levels	50.70% 36	29.58% 21	14.08% 10	0.00% 0	5.63% 4	71	1.80
Lake Weed Growth	36.62% 26	33.80% 24	21.13% 15	1.41% 1	7.04% 5	71	2.08
Fish Die-offs	43.66% 31	33.80% 24	12.68% 9	1.41% 1	8.45% 6	71	1.97
Invasive Species	57.14% 40	25.71% 18	7.14% 5	1.43% 1	8.57% 6	70	1.79
Larger/Louder Boats	35.21% 25	32.39% 23	25.35% 18	4.23% 3	2.82% 2	71	2.07
Loss of Natural Shoreline	50.70% 36	29.58% 21	14.08% 10	1.41% 1	4.23% 3	71	1.79
Loss of Active Farms	21.13% 15	40.85% 29	26.76% 19	5.63% 4	5.63% 4	71	2.34
Stormwater Runoff	16.90% 12	36.62% 26	32.39% 23	1.41% 1	12.68% 9	71	2.56
Loss of Wetlands	43.66% 31	30.99% 22	16.90% 12	1.41% 1	7.04% 5	71	1.97
Water Temperature	22.54% 16	32.39% 23	30.99% 22	8.45% 6	5.63% 4	71	2.42
Light Pollution	21.74% 15	42.03% 29	20.29% 14	7.25% 5	8.70% 6	69	2.39

Q9 Actions have to be reasonable, measurable, and achievable. Your answers will help us to determine actions to explore for the protection of West Lake. Identify the top five actions you believe should be taken to preserve and enhance West Lake for future generations

Answered: 71 Skipped: 0

ANSWER CHOICES	RESPONSES	
Action #1	100.00%	71
Action #2	81.69%	58
Action #3	69.01%	49
Action #4	49.30%	35
Action #5	32.39%	23

Q10 Thank you for taking the survey and providing us with your ideas and comments. If you have any questions about the survey or the West Lake Community Association (WLCA), please contact Cathie Coultis, WLCA Chairperson at westlakeca.pec@gmail.com Have we missed anything? If we have not included something that you feel should be highlighted, please use the following space to provide us with that input. PLEASE CONTINUE DOWN TO THE DONE BUTTON SO YOUR RESPONSES ARE PROPERLY CAPTURED IN OUR DATABASE. THANK YOU.

Answered: 19 Skipped: 52

Q11 Contact Information (Optional) Your survey submission will be kept confidential, with data being summarized for review by Quinte Conservation and West Lake Community Association. However, please recognize that we will be using the contact information provided to distribute survey results. For this reason it is recommended you provide contact information so you do not miss any updates from us.

Answered: 53 Skipped: 18

ANSWER CHOICES	RESPONSES	
Name	100.00%	53
Company	0.00%	0
Address	98.11%	52
Address 2	18.87%	10
City/Town	98.11%	52
State/Province	94.34%	50
ZIP/Postal Code	94.34%	50
Country	0.00%	0
Email Address	100.00%	53
Phone Number	88.68%	47